
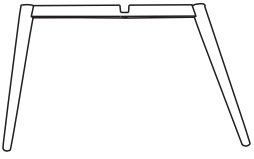
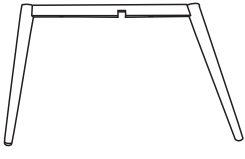


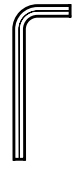


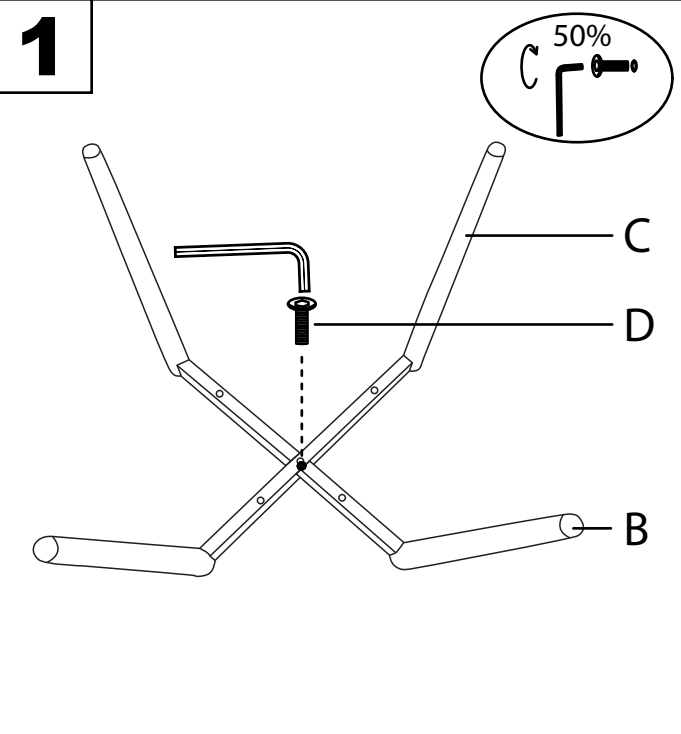
Dahlia Dining Chair-Metal legs

Part # CH-DAHLIA2 XXXX -Metal Legs

21-1101

SEAT	PARTS					
 <p>A</p>	 <p>B</p>	 <p>C</p>	 <p>x 1 (M6X25mm)</p> <p>D</p>	 <p>x 4 (M6X40mm)</p> <p>E</p>	 <p>F</p>	

1



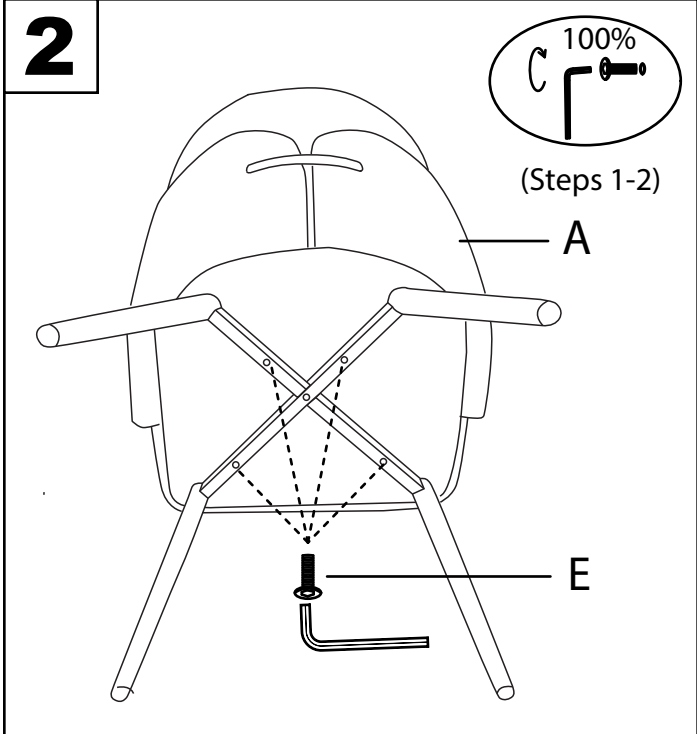
50%

C

D

B

2



100%

(Steps 1-2)

A

E

3

